



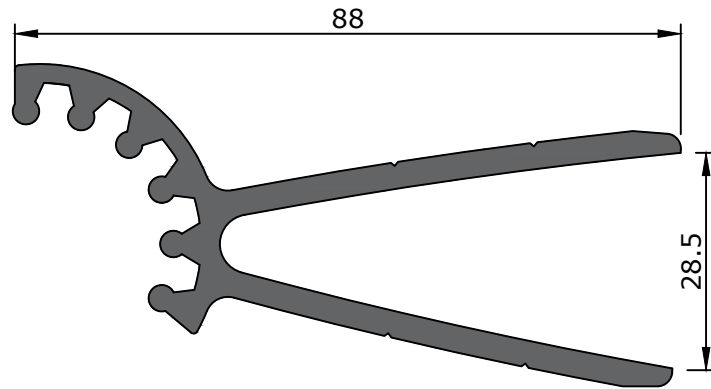


**OVERVIEW OF PROFILES**

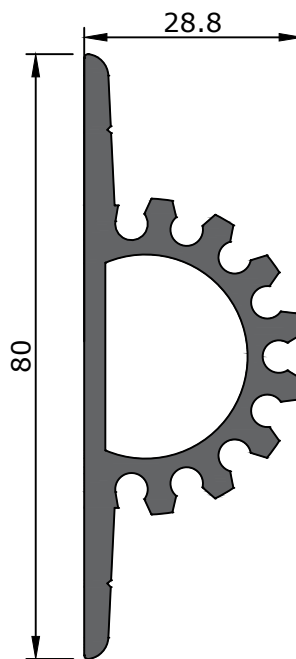
DRAWING	CODE	WEIGHT (Kg/m)	DESCRIPTION	STATIC VALUE <small>Jx(cm4) / Jy (cm4)</small>
	7712	3.250	Rectangle Louvre	642.30 / 65.62
	10409	0.850	Rectangle Louvre	/
				



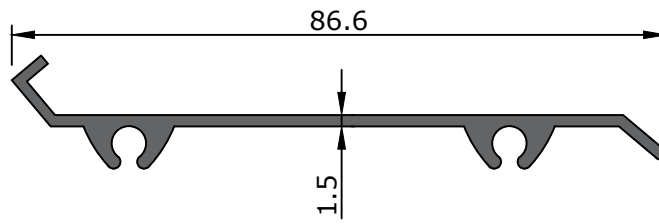
Profile Name	Profile Code	Weight (Kg/m)
Rectangle Louvre	7712	3.250



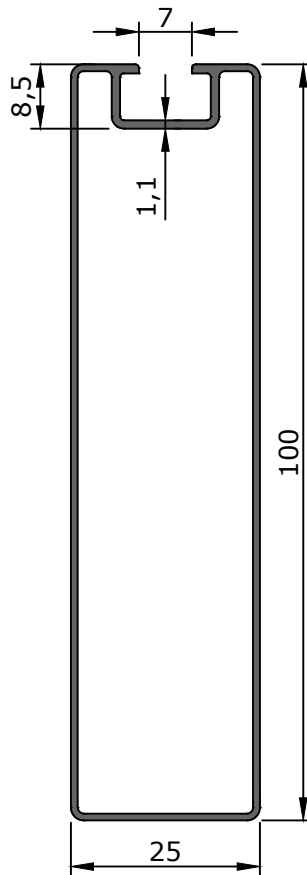
Profile Name	Profile Code	Weight (Kg/m)
Rotational Profiles Louvre	7510	1.810



Profile Name	Profile Code	Weight (Kg/m)
Basic Profiles Louvre	7843	1.450



Profile Name	Profile Code	Weight (Kg/m)
Pore Profiles	2205	0.550



Profile Name	Profile Code	Weight (Kg/m)
Rectangle Louvre	BE008	0.660

